



## Daisy Girl Scout/Brownie Girl Scout Activity Packet for Zoo Patch

*Welcome to the wonderful world of animals at The Minnesota Zoo!*

We are so glad you have decided to spend your day with us to learn more about plants, animals and the places they live! Our world is a special place and needs special care from people just like you.

The Minnesota Zoo Daisy Girl Scout and Brownie Girl Scout activity packet and Zoo patch has been designed just for you. There are eight activities to choose from. Daisy Girl Scouts can complete a minimum of **three** activities and Brownie Girl Scouts a minimum of **four** activities to earn a Zoo patch.

Patches are \$3.00 each and can be purchased at Guest Services. If you are unable to finish all activities during your visit, feel free to complete them at a later date. However, you will want to purchase the patch before leaving. **The Minnesota Zoo patch is only available at the Minnesota Zoo not available at the Council Scout Office.**

You can start the activity packet anywhere in the Zoo, but the easiest way to complete it is to follow the route the questions take you. If you wish, they can even be completed at home or during the next scout meeting.

*Now, on with your adventure! We hope you learn many new and exciting things, and--HAVE FUN!!*

## 1. Animal Coverings

(Tropics Trail)

An important part of learning about animals is looking at the difference in body coverings. Body coverings help to classify animals. Classify means to put animals into groups based on common characteristics.

Look at the following animals on the Tropics Trail. Draw a line from the animal to its correct body covering.

Tortoise	
Lemur	Fur
Flamingo	Scales
Komodo Dragon	Feathers
Leopard Shark	

Name three birds found in the tropics.

1. \_\_\_\_\_

2. \_\_\_\_\_

3. \_\_\_\_\_

Find and look at the three animals on the Tropics Trail. Put an X on the animal listed below that belongs to the reptile group.

Clue: reptiles have scales that cover their body.

Komodo Dragon

Rhino Horn Bill


Matschies Tree Kangaroo

## 2. Cool Colors

## (Tropics Trail - Coral Reef)

Look at the different fish in the coral reef exhibit.

1. Why do you think there are so many different colored fish?
2. Why do you think fish like to live around coral reefs?
3. Choose your favorite fish in the tank and draw a picture of it in the box below.



## 3. Nighty Night

Some animals are awake and active during the day. These animals are called diurnal. Some animals are awake and active during the night. These animals are called nocturnal.

Are owls diurnal or nocturnal?

Why do you think owls' eyes help them to see during night? (hint: it has to do with the size)



#### 4. Animal Sounds

(Minnesota Trail- frog display)

Locate the *Listen to Know Your Frogs* station in the Minnesota Trail Lodge area. (next to the turtle exhibit)

How many different kinds of frogs are found in Minnesota? \_\_\_\_\_

You have probably heard frogs calling to each other during spring and early summer. But can you tell the difference between them? A good way to learn more about animals is to learn about the sounds they make!

Listen to the following frog calls then draw a line to match them with the correct description of their call.

Spring Peeper                      a whistle blown underwater for 30 seconds

Chorus Frog                        like a baby chick

Leopard Frog                      a thumbnail ran down a fine toothed comb

American Toad                    low knocking followed by grunts

Now pretend you and someone else in your troop are frogs and call back and forth to each other using frog calls.

## 5. What's on the Menu?

(Minnesota Trail)

Animals eat a variety of things. Some eat plants. These animals are called herbivores. Some animals eat only meat. These are called carnivores. Some eat both plants and animals. These animals are called omnivores.

Look at the pictures below, draw an arrow from the mouse to the picture of the food item that the mouse would eat.

**Is the mouse a herbivore or a carnivore?**



Now draw an arrow from the owl to the picture of the food item that the owl would eat.

**Is the owl an herbivore or carnivore?**

**\*\*By connecting the food items above you made a FOOD CHAIN!!\*\***

Can you come up with a different example of a Food Chain by using animals from the Minnesota Trail?



## 6. CAREER CORNER

Locate a volunteer and ask them what three different jobs (professions) are at a zoo.

- 1.
- 2.
- 3.

Which classes at school do you think someone who is going to work with animals should take?

If you were going to work in a zoo, what job would you like to have and why? Share this with a fellow scout.

7. Under the Sea

(Discovery Bay)

1. Label each animal as a mammal or a fish.




\_\_\_\_\_

\_\_\_\_\_

Look at the dolphins and the sharks. List two similarities and two differences between them.

2. Circle the animals that breathe air above the water?



3. What do fish use to breathe?

4. Is a seahorse a fish? Yes or No

## 8. Amazing Animals

Choose an animal of your choice from any trail. Stop and watch it for five minutes.

Record the following.

Chosen animal \_\_\_\_\_

The animal is covered with;

Fur/hair    scales    feathers

The animal has \_\_\_\_\_ legs.


The animal has a tail    yes or no

My animal belongs to which category? (circle the correct option)

Bird    Reptile                      Amphibian                      Fish                      Mammal

Thank you for being a guest at the Minnesota Zoo today. We are glad your troop or family was interested in learning more about animals and supporting your local Zoo. Now that you have learned many interesting things about animals, the next step is to take that information out into your community and teach others about this precious resource. Keep the spark going so that everyone will have the opportunity to see animals in quality zoos and best of all, in their natural environment for years to come.

~~~~~



Now that you have completed your three activities (for Daisy Girl Scouts) and four activities (for Brownie Girl Scouts) please sign your name below and have an adult sign as well. Congratulations!!! You have completed The Minnesota Zoo Daisy Girl Scout/Brownie Girl Scout activity packet and may now receive your Zoo patch!! *If you are completing any activities after your Zoo visit, you may still take the activity patch home with you today.* It is not available at the Girl Scout Council Office.

\_\_\_\_\_  
(Scout's name)

\_\_\_\_\_  
(Leader's name)

\_\_\_\_\_  
(date)